

JUNE - ISSUE 21

# INSIDE PHOTOGRAPHY



THE  
FEATURED  
PHOTOGRAPHER  
**DIBAKAR  
ROY**

# ONE HOUR IN A PRINTING PRESS

By Bhaskar Paul

A peek into *Sps Weekender*

N E W S  
B O A R D

D I Y

B E H I N D  
T H E L E N S

Bhaskar Paul

Shiladitya Choudhury

Sudakshina Majumdar

INSIDE  
PHOTOGRAPHY



# EDITORIAL

INSIDE PHOTOGRAPHY

## *Quantity or quality*

*Practice makes one perfect and this is true from the dawn of civilization. Then why the photographers (especially amateurs) should not nurture his favorite subject more and more. There's always a debate of quantity or quality. Everyone wants to be a quality photographer but until and unless you have the skills you won't be able to achieve it. Now to get that optimum result one has to go on releasing shutters and keep on experimenting then only you can overcome your problems and learn what to shoot and how to shoot.*

*Now the debate is still not over yet. You have to go on clicking pictures on a regular basis. Take some project works and set some targets for yourself. Every time you may not get good pictures but you will learn something from your mistakes. People may criticize you for not producing quality pictures and not to go with quantity. But if someone does not practice well may not be able to produce quality pictures. You have to plan properly as life is too short and we don't have the luxury to waste it. So just keep on practicing and don't get disappointed with what others tell you. You are an amateur photographer is here to satisfy yourself but not others. Rectify your mistakes and make that perfect shot.*

*We are in 21st issue of Inside Photography. Though it's a journey, the team always tries to showcase different ways of photography and it will be in the future as well. Hope our readers will enjoy this issue.*

*Enjoy your photography.*

***Bhaskar Paul***

EDITOR



# READERS BOARD

Kamal Basak: Dear sir, I had been reading this magazine since one year and recently completed reading all its issues till date. It is really a great endeavour by the amateur photographers. Specially you are giving the opportunity to the newcomers to publish their images. I have a suggestion, if you can organise one photo walk or workshop under your banner for the photographers of this area, it will be nice. If possible please consider this matter. Thank you.

Editors reply: Thank you Mr. Basak for your innovative suggestions. We will definitely organize such an event. Every Sunday and in every festival the team of Siliguri Photographic Society takes initiatives to participate in photowalks. Anyone having a camera can join the team.

**This is a segment where  
you can send  
your suggestions, questions, all you're  
queries. to send queries you can  
Whatsapp us at 9547743892  
also, mail us at  
Siliguriphotographicsociety@yahoo.com**



A close-up portrait of a man with grey hair and glasses, wearing a dark shirt. The background is a soft, out-of-focus grey.

**F E A T U R E D  
P H O T O G R A P H E R  
O F T H E M O N T H**

# **MY SHOT PEEK**

He is very old friend of Siliguri Photographic Society, since he contributed his image for the annual photo exhibition of SPS. Afterwards he had started to share his great works with us and we are very fortunate enough to find such talent as our friend. We experienced lots of great creations from him and we expect more in future. We are very pleased to honor him as our feature photographer of Inside Photography for this month.

## **Dibakar Roy**



# NEWS

## Dry Glass Plate Photography is Back

In the era of the “selfie”, of the relentless click-and-publish images on social media, of the mega sensors replete with megapixels, we are witnessing an unpredictable resurgence of many ancient photographic devices and techniques.

Wet collodion (tintypes) and many other alternative photo processes are being keenly rediscovered today and there is an ever-growing plethora of workshop available to those who want to learn and practice them.

A primitive photographer myself, a practitioner of what I like to define “ ” for most of my professional life, I observe this phenomenon with great interest, wondering about what its deepest rationale might be.

The amazing and light-fast technology that permeates our lives can become overwhelming at times. Images are indeed one of the most widespread and immediate forms of communication nowadays, when an ever-decreasing attention span makes just reading a few paragraphs a daunting task for many.

At the same time, creating digital images is devoid of the tactile, hand-dirtying, artisanal, alchemic qualities typical of the silver process heritage.

Today lenses and cameras are precisely designed and built by computers, there is no more space for the serendipitous human error neither in the photographic machines nor in the images they produce. Everything is simplified and automated, bringing the original Kodak Brownie advertising promise “ you press the button- we do the rest” to an almost dystopian level, thus hampering some peoples’ vision and their enjoyment of the creative process.


That is certainly my case and, given the choice, I’ll always opt for an ancient glass and wood large format view camera versus the latest digital device.



# BOARD

I suppose there are other factors too: In analog photography the creative process doesn't end downloading your files to a computer or uploading them to social media, lost in a binary void forever, but it continues in the darkroom, where one carefully chosen image undergoes a complex voyage towards becoming a print, a tactile, permanent, often unique expression of the photographer's vision.

To sum up, it appears that the impermanence of digital is finally starting to feel uncomfortable to some, hence a reversal to think more, click less, dabble with wet techniques from the past to create images that can actually still exist in the future. Along those lines, I am happy to report the recent re-introduction on the market of a long gone photographic medium: dry glass plates.





# Facebook Can Reconstruct a 3D World from Your Photos and Videos



What if you could relive your photos and videos by stepping back into those locations in virtual reality? Facebook is about to make that possible. The company just showed off a mind-blowing new feature that creates 3D spaces from your 2D photos and videos.



Facebook's upcoming feature will use a technology called "photogrammetry," which uses photos to determine the exact 3D locations of surface points seen in the frame. Using photos and videos that were shot in the same location and uploaded to Facebook, the company can use AI and "point cloud reconstruction" to create a 3D space that you can explore your memories in."

As you roam about in your recreated memory world, old photos and videos will appear in the exact locations they were captured.





# Yongnuo Unveils 60mm f/2 Macro Lens

Yongnuo is continuing to expand . Just months after , the company is now announcing its first macro lens, the YN 60mm f/2 MF.

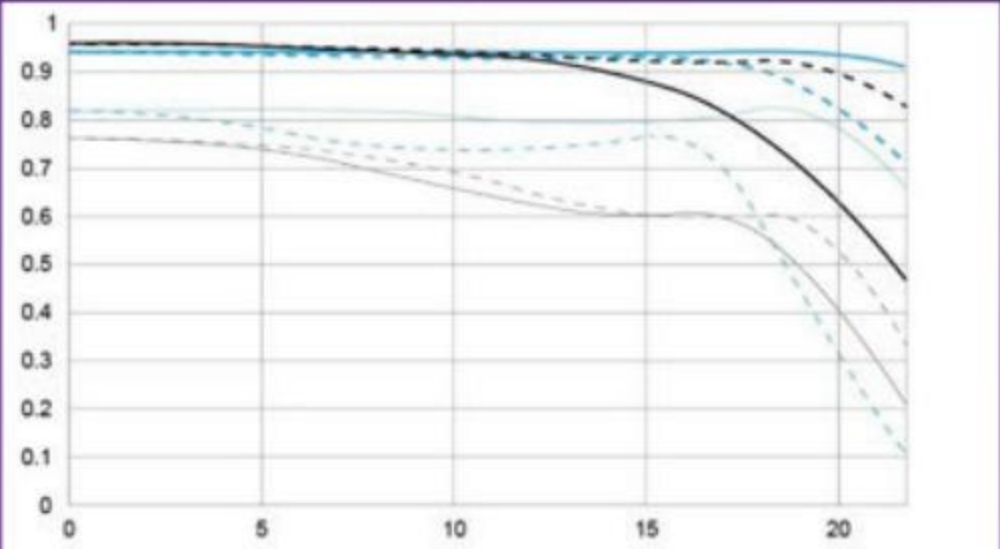
The manual focus lens has a minimum focus distance of 0.234m (~9.2 inches) and a magnification ratio of 1:1.

Yongnuo says the lens can achieve good image quality at both its nearest focus distance as well as infinity, making the lens suitable for macro photos, portraits, and more.

Firmware updates for the lens can be made directly in-camera (with compatible cameras) instead of via a USB port on the lens. The system “avoids the incompatibility problems caused by different computer operating systems,” Yongnuo says.

Other features and specs of the lens include 10 lens elements in 9 groups, glass multi-coating that improves light transmittance while reducing ghosting and glare, a 7-blade aperture for circular bokeh, a durable metal lens mount, corrosion-resistant gold-plated metal contacts, a focus distance indicator, and a filter diameter of 67mm.





Spatial Frequency	Maximum aperture		F8	
	S	M	S	M
10 lp/mm	—	----	—	----
30 lp/mm	—	---	—	---




# GAJOLDOBA

## THE BIRD WATCHER'S PARADISE

SUDAKSHINA MAJUMDAR

Travelling and photography seems to be both sides of the same coin. One, who loves to travel, surely loves to click pictures as well. Many of us travel to distant places, may be outside the state, within the country or abroad. People love to travel to refresh their minds, to spice up the life and to add some adventure in the trips. We all return with memorable experiences indeed, but sometimes forget to explore our very own and nearby places which are equally beautiful and mesmerizing. One such destination is Gajoldoba, very often called the bird watcher's paradise.





**Gajoldoba on the Teesta river barrage is an hour's drive from Siliguri, through the lush green Baikunthapur forests will take us to an ideal place for bird watching. This place is situated along the Teesta river canal and the water body enhances the beauty of the area. The Baikunthapur forests region in the western part of the Dooars surrounds part of Gajoldoba. Basically Gajoldoba is situated in the western south of the Himalayan foothills, between the Mahananda River to the west and Teesta River to the east. The nearby towns of the area are Siliguri and Jalpaiguri. This place has been a boon for the migratory water birds after the construction of the dam for the irrigational purposes. The reservoir, surrounded by dense forests of Baikunthapur invites a large collection of migratory birds from distant places and provides an ideal breeding and nesting place for them.**





**Large number of tourists including a bulk population of bird watchers and photographers those, who are having a liking towards bird photography, are seen visiting this place every year. I have visited this place personally several times and have found that photographers with their camera equipments hire country boats to be inside the river for getting better pictures of these birds. Though the boatmen they charge whatever they feel on demand of the season time. Speaking about the season, the best time to visit this place is winter that is between November to the month of March. One important thing which I must mention about clicking photos is, taking photos of the Gajoldoba barrage is strictly prohibited due to security reasons.**








**JUNE, 2018**




The common bird species of this region are Ruddy shelduck (*Tadorna ferruginea*) commonly known as Brahminy duck is a member of the family Anatidae. This is a distinctive waterfowl with about 58 to 70 cms in length with a wingspan of 110 to 135 cm. It has an orange-brown body plumage with a pale head, while the tail and the flight feathers in the wings are black with contrasting with the white wing coverts. It is the major migratory bird of this region, migrating from Ladakh and parts of Central Asia. This bird has a loud honking call. One more bird species of this region is Black Ibis or Red - naped Ibis (*Pseudibis papillosa*) hails from Haryana and Punjab of the Indian sub continent. It is found foraging on the marshy lands of Gajoldoba barrage in loose groups and can be well identified by the nearly all dark body with a white patch of crimson red warty skin on the crown and nape. It has a loud call and is noisy when breeding. Some other common bird species are Cormorants, are a family of aquatic birds which are quite big in size with a body weight of upto 5 kilograms and a wing span of 45 - 100 cms. Majority of these birds are dark winged with a bill which is long, thin and hooked. Their feet have webbing between all four toes. All these birds are fish eaters and are excellent divers under water to catch their prey. Cormorants are found to nest in colonies near water bodies of Gajoldoba. Among the other groups, Stork is a common one. They are large, long - legged, long necked wading birds with long stout bills. Many of them are migratory in nature and eat frogs, fishes insects etc. The Storks found in the Gajoldoba region mainly migrate from temperate countries to avoid long harsh winter conditions of those places.















Though I said a lot about the common birds of this region but Gajoldoba is famous for its indigenous collection of fishes specially the common Barali fish ( *Barilius barila*) and Bata fish ( *Labeo bata*) belonging to the Cyprinidae family. These fishes are extremely important economically for its superior taste and quality. Many local hotels offer some good fish delicacies of typical Bengali cuisine, which one can always relish whenever in Gajoldoba. I have found these fishes are now extensively cultured in ponds of Gajoldoba which has boosted the socio - economic development of this region along the tourism business. Game fishery can be pursued by recreational anglers and has an extensive opportunity for such sport in Gajoldoba.









**Recent reports say that government have extensive plans to make Gajoldoba an eco - tourism hub to uplift the socio economic conditions of this region. I truly believe in infrastructural development but that should be sustainable in nature without interfering and disturbing the balance of the ecosystem of the region, since as a nature lover I must admit that it is the serenity and the pristine nature of this place which attracts thousands of tourists every year to visit Gajoldoba once. Paradise once gained should never be lost.**

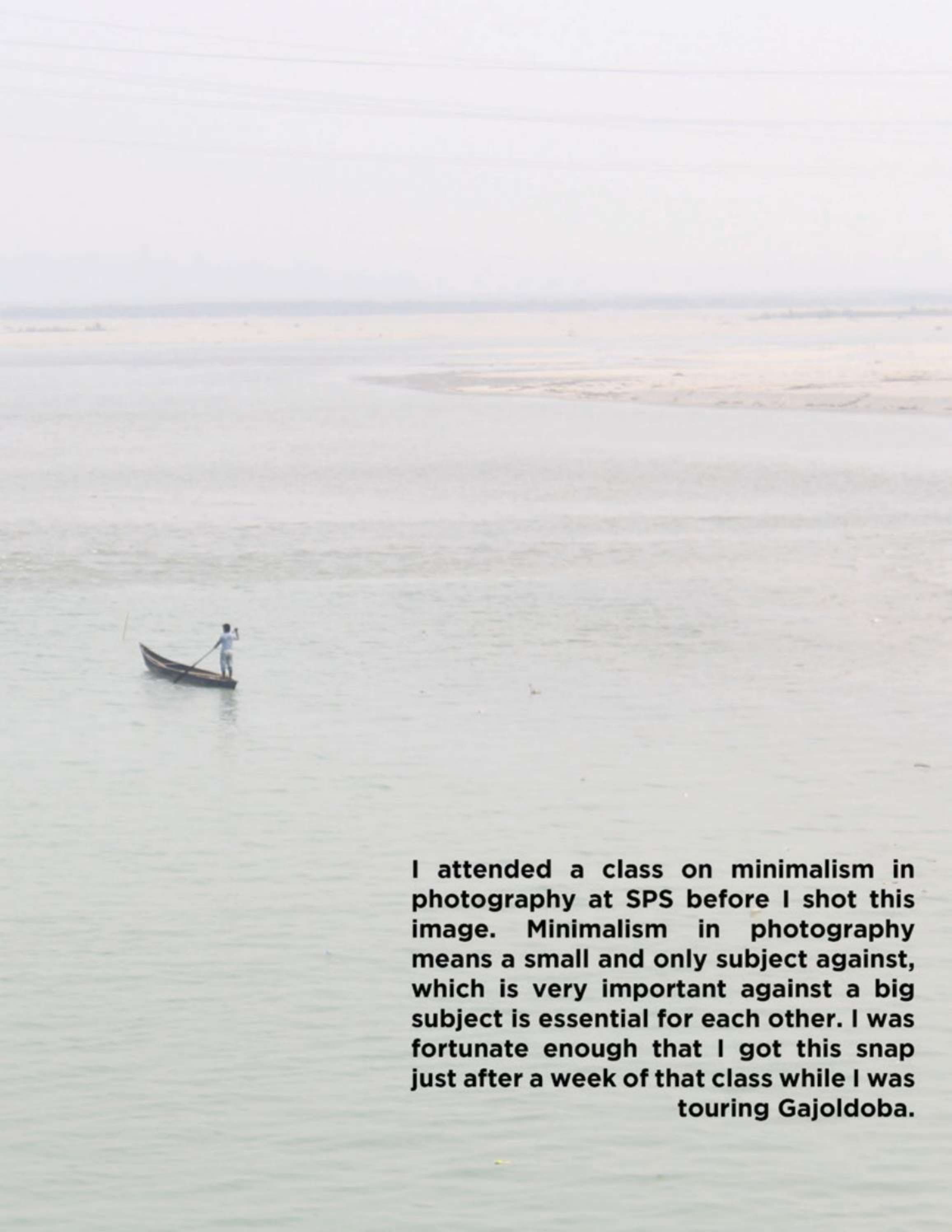




# BEHIND THE LENS

Sudakshina Majumdar





**I attended a class on minimalism in photography at SPS before I shot this image. Minimalism in photography means a small and only subject against, which is very important against a big subject is essential for each other. I was fortunate enough that I got this snap just after a week of that class while I was touring Gajoldoba.**









**BHASKAR PAUL**








**KAMAL SARKAR**











RANDOM IMAGE



INSIDE  
PHOTOGRAPHY









**INDRANATH BHATTACHARJEE**




# ONE HOUR IN A PRINTING PRESS

**What are the things coming in the mind after going through the heading?**


**Metal, lots of paper and inks of various colours isn't it? Yes definitely. The huge machines have its own textures and shapes with different shades. Through the eyes of a photographer there are a lot of possibilities to create some abstract images and pictures of motion.**

**This month, Inside Photography, gave one project to the team to shoot in an off- site printing press. Prior permission was taken an hour before the shooting. It is obvious that the photographs taken were after the completion of the working hours. On reaching the team found insufficient light. By mistake they did not bring flash or extra light source there, but they had to shoot. Now, experience came to play. They put on the mobile flash and believe it that was good enough to shoot.**











The team found, lots of colour, abstract textures throughout the wall. How could they resist themselves from shooting? Next the tools and the machines were the hidden treasures. Every part of the machine had different colours. Specially, the metallic colour with some contrast subject was the exact composition they were looking for. The paper cutting and the pattern of arrangement of the papers were also very tempting for them.


Story did not end here. The teams found at the corners of the wall were fully decorated with natural spider's web and they even tried something out of it.





In respect of technical side one needs to know to shoot in low light conditions. Some basic things like ISO, depth of field and light settings are very important aspects. One needs to create a suitable shadow by using the light to give an eye - soothing look. In this kind of lighting, like mobile flash, you can't afford high shutter speed, and if you increase the ISO the image gets compromised. If you don't have the luxury of using monopod or tripod then you need to stabilize the body as much as possible.

Usage of correct white balance is important in such light conditions and also for the colour textures. But if you are shooting in a RAW format, then it can be altered in post processing, though one needs to know about the white balance first.




















**The team of Inside Photography tried their best as much as possible to cover various POV and compositions. It was completely a different situation and very fun shooting.**



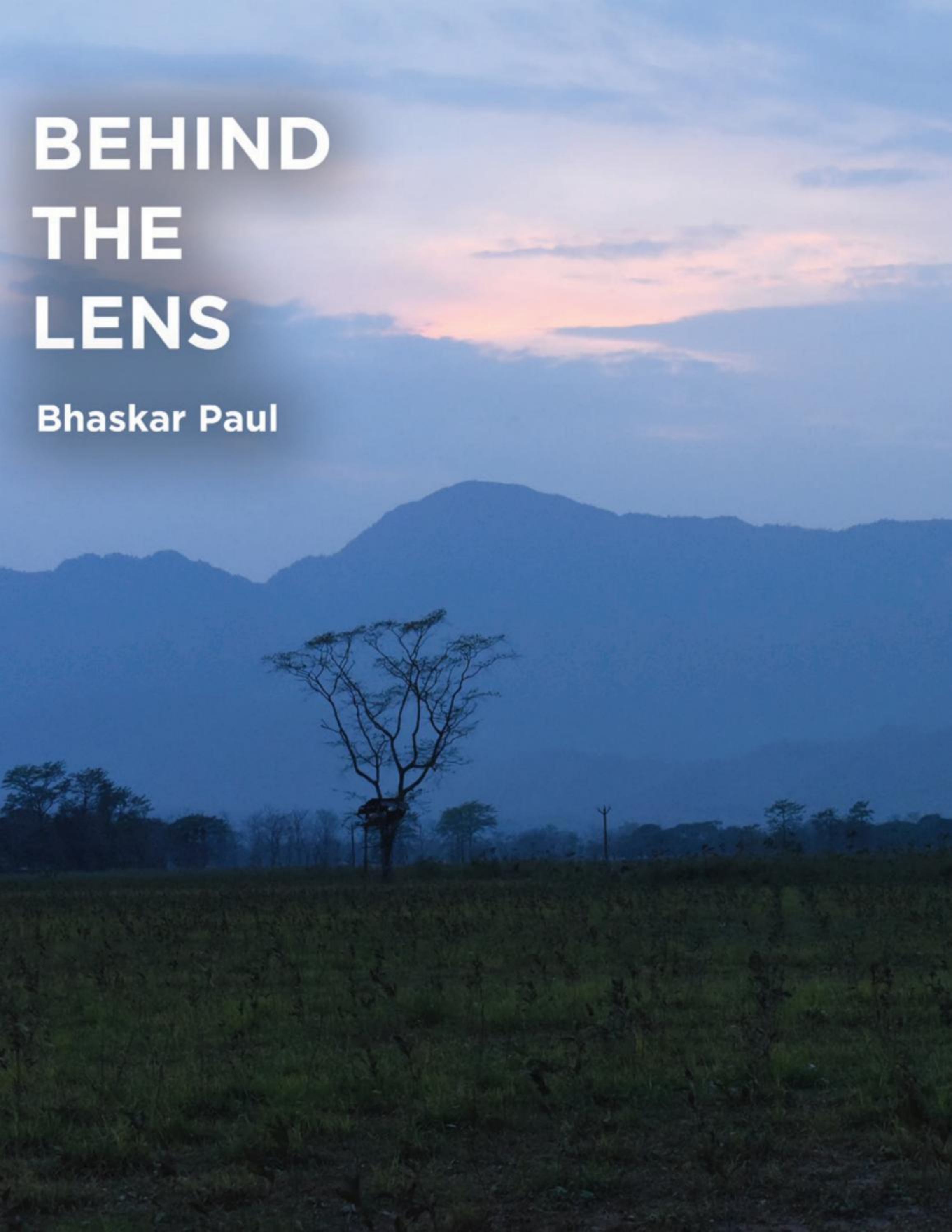
sible



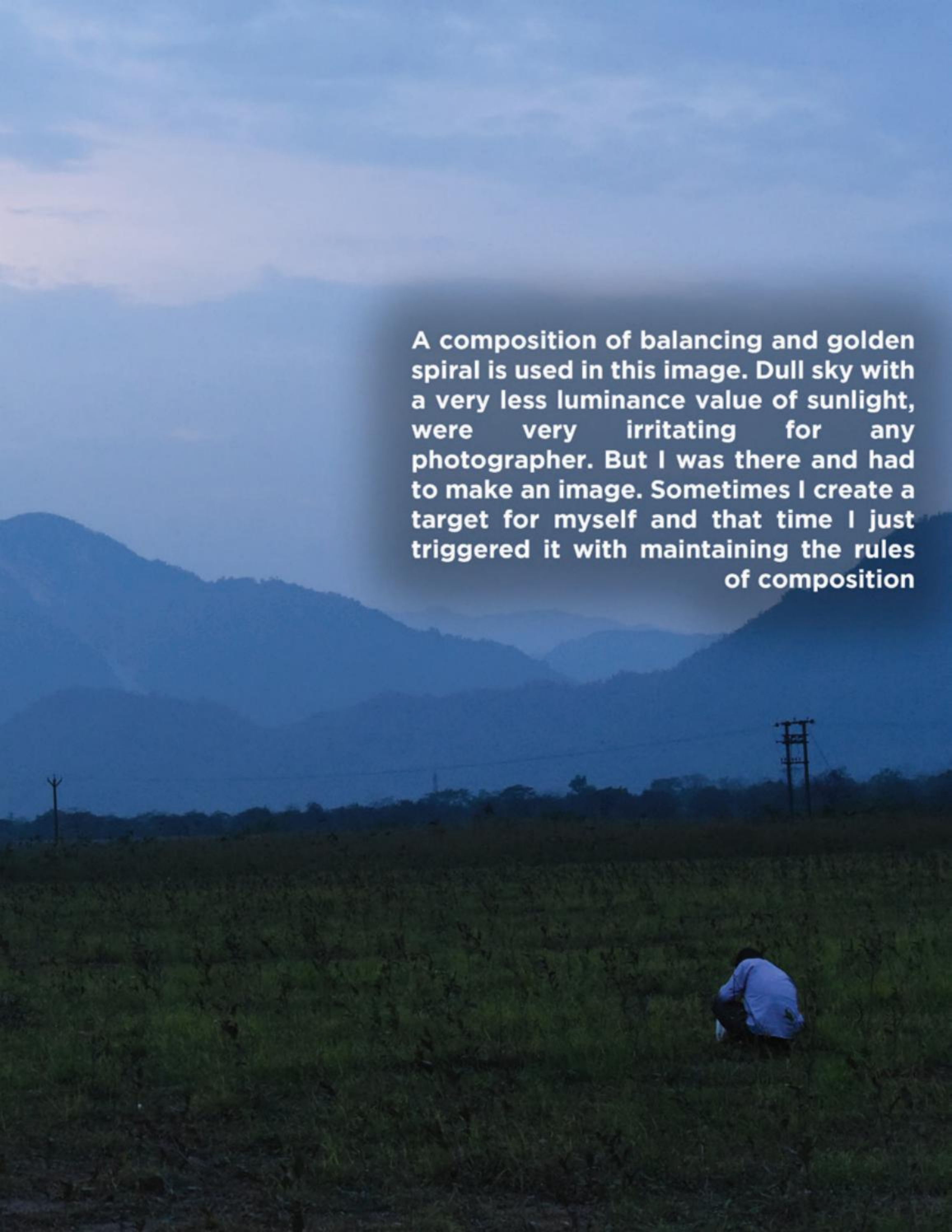


# BEHIND THE LENS

**Bhaskar Paul**





A landscape photograph showing a vast field in the foreground with a person crouching in the lower right. The background features a range of mountains under a clear, blue sky. The overall tone is cool and serene. A semi-transparent dark blue box is overlaid on the right side of the image, containing white text.

**A composition of balancing and golden spiral is used in this image. Dull sky with a very less luminance value of sunlight, were very irritating for any photographer. But I was there and had to make an image. Sometimes I create a target for myself and that time I just triggered it with maintaining the rules of composition**



**This Month In**

# **DNY**

**This is the time to show your talent with your technical and artistic skills. We will suggest you some ideas, where there will be some light conditions and simple materials. Those materials and the light set up you can easily arrange at your home. Need to plan it and set it according to your choice and make some creativity out of it. Likewise every month there will be a challenge for every photo enthusiastic people. Anyone can post images at the Siliguri Photographic Society Discussion Forum Facebook Page or can directly send us in our email address. If possible please send us the details of the photograph, so that everyone can understand the technicalities required at preparation. Remember this is a platform for the amateur photographer where we can learn together. We created this platform to encourage the budding photographers.**



# Lets make this



**This section of DIY brings to you another small and very tricky experiment with an indoor set up of photography. The props were very simple usable things like a transparent glass sheet, one book, one cup two candles, a water sprayer, one flash and paper for the smoke.**

**Undoubtedly the time chosen was of night. The glass was placed horizontally on the wooden surface. The candles were placed on different heights and the book was placed as well. The papers for the smoke were kept inside the cup. The glass sheet was sprayed with the water sprayer in order to get the water droplets. I focused the subjects behind the glass sheet and keeping the glass plane out of focus. Next it was the time for placing the flash. I covered the flash with a black paper, so that the light could not reach the book and the candles, as I needed natural light of the candles for illumination. But I also needed some bokeh with water drops. During shooting, I sprayed the water keeping the glass parallel and towards the flash, so that the bokeh could appear on the frame. Believe it, I just pressed three shutters and got the exact result which I wanted. So the ultimate trick is plan, visualize and then go for the execution.**




# BEHIND THE LENS

Shiladitya Choudhury





A photograph of a dog's head, likely a Weimaraner, peeking from the left edge of the frame into a field of tall, vibrant green grass. The background is a soft-focus forest of dark green trees. The text is overlaid on the right side of the image.

**Images with colour separation are my one of the favourite compositions ever since I have learnt it. During a family tour I was there in a green field and I found a dog was running through it. I somehow managed to put my camera on. But I missed the shot. I chased the dog and it suddenly stopped for some reason. I did not waste this opportunity. It was only for a moment, and then the dog ran away. Yes, I think the God of the photography, helped me this time.**



**RANDOM IMAGE**



**BIPUL BARMAN**







**RANDOM IMAGE**



**SUDAKSHINA MAJUMDAR**





INSIDE  
PHOTOGRAPHY



**RANDOM IMAGE**










**RANDOM IMAGE**



**SUDAKSHINA MAJUMDAR**





INSIDE  
PHOTOGRAPHY

SUBHRA PAUL



**RANDOM IMAGE**



**BIPUL BARMAN**





**SUBHRA PAUL**

INSIDE  
PHOTOGRAPHY



**RANDOM IMAGE**



**BIPUL BARMAN**





INSIDE  
PHOTOGRAPHY



# SPS

## WEEKENDER PHOTOWALK

### A TRIP TO MONASTERY

With Bhaskar Paul

**Discovering new places with the lens is a dream of every travel photographer. I am not categorizing myself as a travel photographer; I am still finding my ways in photography. I do, whatever comes first in my mind.**

**Last month a photo tour was conducted to Phuntsholing, Bhutan. It's almost at a distance of 170 kms from my hometown Siliguri. Riding bike with my camera has always been my favourite choice. This time another friend of SPS, Anubhav was my partner in the tour. His father works for the Bhutan government and he arranged the tour.**

**We visited two monasteries. One is small at the market place and another is a huge one on the hill top. Bhutan was enjoying a public holiday when we arrived there. Hundreds of people of different age groups, in their traditional attires gathered for prayer in these monasteries.**

















**It was a really an enchanting moment for me. The streets were really clean and the traffic was well organized. I truly believe that we Indians should really try to learn something from them and that the love and respect for the motherland should be beyond cricket matches.**

**Anyway coming back to photography it was a dull day and the sun was almost at the top, but since I don't know that whether I could make it for the next time or not I was determined to click some good images through my viewfinder and store the same in my memory card. I had two lenses 50mm prime and 14 mm prime. I used both the lenses simultaneously. The histogram helped me to find the correct exposure (for histogram go through the April 2017 issue of Inside Photography ) Finding moments and mingling with new people with a different language was not easy, but I found that people were used to it. People from around the world visit these places and the locals are habituated with the photographers. We Indians try to obey the rules of Bhutan and seem to become more civilized out there which was not making me proud howsoever.**





















JUNE, 2018

























**JUNE, 2018**









JUNE, 2018





**INSIDE PHOTOGRAPHY**





JUNE, 2018





## INSIDE PHOTOGRAPHY



On the technical part, I took shots randomly from different POV, white balance and depth of field. Sometimes I tried small composition and sometimes I tried the wider ones. I even tried compositions with colour and shades.



**JUNE, 2018**



**At the end on returning to our way back home, I found contrasting scenarios of the two countries. Two different pictures of two different nations and just a gate segregating it.**



RANDOM IMAGE









**RANDOM IMAGE**



**DEBABRATA SAHA CHOWDHURY**







**RANDOM IMAGE**










**RANDOM IMAGE**



**ANUBHAV CHOWDHURY**





INSIDE  
PHOTOGRAPHY

**BHASKAR PAUL**







RANDOM IMAGE





**RANDOM IMAGE**



**ANUBHAV CHOWDHURY**





INSIDE  
PHOTOGRAPHY

**BHASKAR PAUL**



# RANDOM IMAGE



**ANKIT KUMAR GUPTA**



**RUDRA SEKHAR DAS**





**ARNAB CHAKRABORTY**

INSIDE  
PHOTOGRAPHY



**RANDOM IMAGE**



**SABYASACHI GHOSH**





**BHASKAR PAUL**











INSIDE  
PHOTOGRAPHY

SABYASACHI GHOSH



**RANDOM IMAGE**



**BHASKAR PAUL**







RANDOM IMAGE



BHASKAR PAUL













**KAUSHAL AGARWAL**



***EDITOR - Bhaskar Paul***

***Developed & Designed By  
Anubhav Choudhury***

***COVER IMAGE  
Dibakar Roy***

***PHOTO MODERATOR  
Sabyasachi Ghosh***

***Back Cover  
Anubhav Choudhury***

***CONTENT HEAD  
Sudakshina Majumdar  
Arpita Dewanjee***

***NEWS HEAD  
Ankit Dey***